



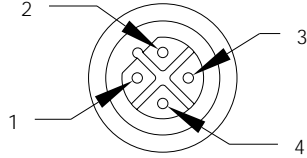
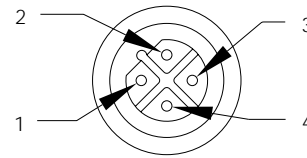
Single-Ended Cordsets

Reverse Keyway M12

#22 AWG yellow PVC cable – IEC color code

Oil-resistant PVC jacket

Low-resistance contact design with gold/palladium nickel plating

	3P	4P
FEMALE FACE VIEW		
COLOR CODE	1- brown 2- blue 3- not used 4- green/yellow - gnd	1- brown 2- blue 3- black 4- green/yellow - gnd
VOLTAGE	250V AC/DC	250V AC/DC
CURRENT	4A	3A
CONDUCTOR	#22-3	#24-4

FEMALE	FIG	SINGLE - ENDED CORDSETS WITH #22 AWG PVC CABLE 2 METERS LONG	
STRAIGHT	1	B03000A11M020	B04000A11M020
90°	2	B03001A11M020	B04001A11M020
MATING RECEPTACLE*	3	BR3E06A26A120	BR4E06A26A120

CATALOG OPTIONS

*See Page 150 for additional Mating Receptacles

Use the following chart to modify your part's specifications

B03000A11M020

CABLE LENGTH

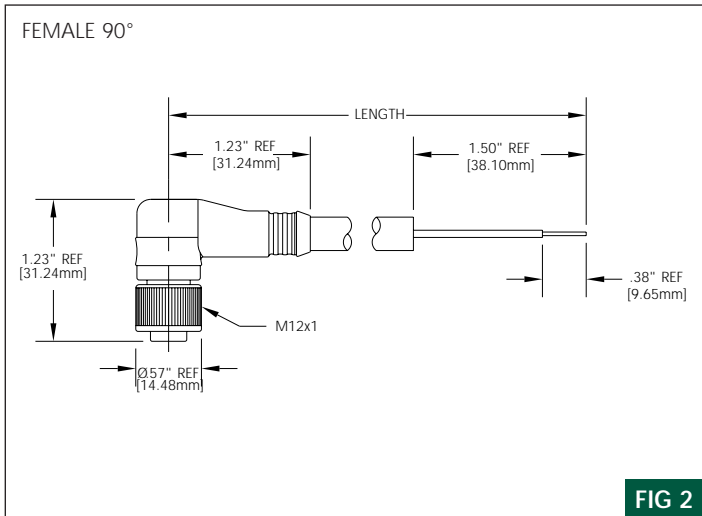
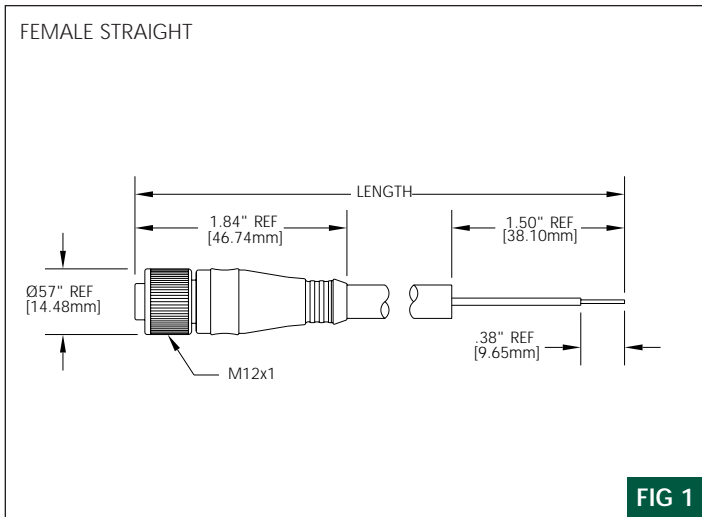
4 METER	040
5 METER	050

Specifications



MECHANICAL	
CONNECTOR FACE:	NYLON 6/6
MOLDED BODY:	PVC
O-RING:	NITRILE RUBBER
COUPLING NUT:	ZINC DIECAST WITH BLACK EPOXY COAT
CABLE:	#22 AWG:3P, #24 AWG:4P PVC JACKET AND PVC CONDUCTOR INSULATION OVER 19 X #36 COPPER STRANDING, 300V
OUTSIDE DIAMETER:	3P - .20" (5.0mm) 4P - .18" (4.6mm)
ELECTRICAL	
VOLTAGE RATING:	250V AC/DC
AMPERAGE:	3P - 4A 4P - 3A
ENVIRONMENTAL	
PROTECTION:	IP 68, NEMA 6P
AMBIENT OPERATING TEMP:	14° TO 158° F (-10° TO 70° C)
CERTIFICATIONS	
UL:	UL LISTED, FILE NO. E152210
CSA:	CSA CERTIFIED, FILE NO LR6837

CONNECTOR DIMENSIONS



RECEPTACLE DIMENSIONS

