



Single-Ended Cordsets

360° Shield Dual Keyway 1/2" - 20 UNF

#22 AWG black PVC cable with braid shield and drain – auto color code
 Oil-resistant PVC jacket
 For use in high EMI and RFI environments

NEW	2P	3P	4P	5P	6P
FEMALE FACE VIEW					
COLOR CODE	1- blue 2- brown Coupling nut - drain	1- green - gnd 2- red/black 3- red/white Coupling nut - drain	1- red/black 2- red/white 3- red 4- green - gnd Coupling nut - drain	1- red/white 2- red 3- green - gnd 4- red/yellow 5- red/black Coupling nut - drain	1- red/white 2- red 3- green - gnd 4- red/yellow 5- red/black 6- red/blue Coupling nut - drain
VOLTAGE	250V AC/DC	250V AC/DC	250V AC/DC	250V AC/DC	250V AC/DC
CURRENT	4A	4A	4A	4A	4A
CONDUCTOR	#22-2 + #22 Drain	#22-3 + #22 Drain	#22-4 + #22 Drain	#22-5 + #22 Drain	#22-6 + #22 Drain

FEMALE	FIG	SINGLE - ENDED CORDSETS WITH #22 AWG PVC CABLE WITH SHIELD 2 METERS LONG				
STRAIGHT	1	702S00D05F060	703S00D05F060	704S00D05F060	705S00D05F060	706S00D05F060
90°	2	702S01D05F060	703S01D05F060	704S01D05F060	705S01D05F060	706S01D05F060
MATING RECEPTACLE*	3	7R2006A19A1203	7R3006A19A1203	7R4006A19A1203	7R5006A19A1203	7R6006A19A1203

CATALOG OPTIONS

*See Page 146 for additional Mating Receptacles

Use the following chart to modify your part's specifications

702S00D05F060

CABLE LENGTH

12'	120
20'	200

Specifications



MECHANICAL
 CONNECTOR FACE: POLYBUTYLENE TEREPHTHALATE (PBT)
 MOLDED BODY: PBT
 O-RING: NITRILE RUBBER
 COUPLING NUT: NICKEL PLATED BRASS
 CABLE: BLACK #22 AWG PVC JACKET 80% METALLIC BRAID SHIELD AND PVC CONDUCTOR INSULATION OVER 26 X #36 COPPER STRANDING, 300V, UL STYLE 2661, CSA AWM I/II A/B

OUTSIDE DIAMETER:
 2P - .23" (5.8mm)
 3P - .23" (5.8mm)
 4P - .25" (6.4mm)
 5P - .26" (6.6mm)
 6P - .29" (7.4mm)

ELECTRICAL
 VOLTAGE RATING: 250V AC/DC
 AMPERAGE: 2P TO 6P - 4A

ENVIRONMENTAL
 SHIELD EFFECTIVENESS RATING: 70.4dB AVERAGE FROM 0-320 MHz
 PROTECTION: IP 68, NEMA 6P
 AMBIENT OPERATING TEMP: -4° TO 221° F (-20° TO 105° C)

CERTIFICATIONS
 CSA: CSA CERTIFIED, FILE NO LR6837

CONNECTOR DIMENSIONS

FEMALE STRAIGHT**

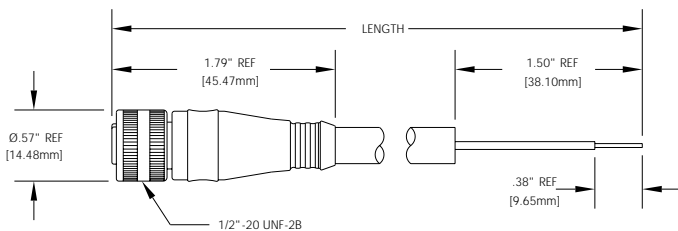


FIG 1

FEMALE 90°**

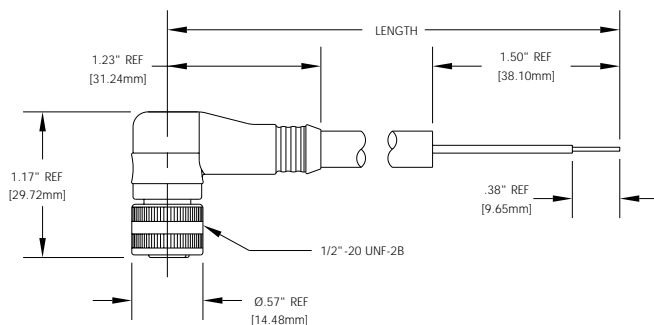
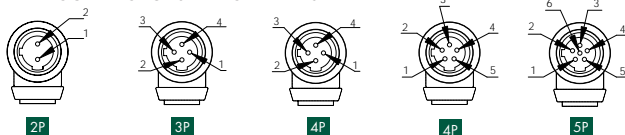


FIG 2

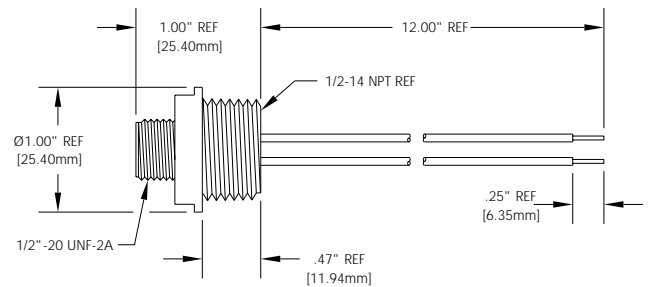
FEMALE CONNECTORS - FACE VIEWS



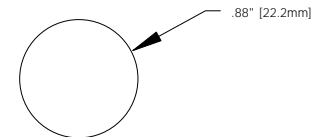
RECEPTACLE DIMENSIONS

MALE RECEPTACLE WITH EXTERNAL THREADS AND 1/2" - 14NPT THREADS

SEE PAGE 146 FOR ADDITIONAL RECEPTACLES



TYPICAL KNOCKOUT



MALE FACE VIEW

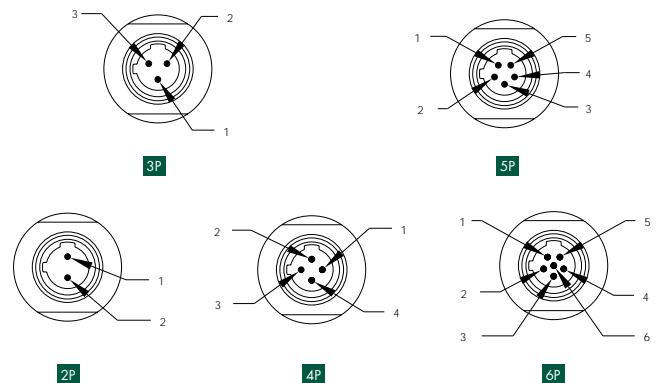


FIG 3

**Electrical continuity exists for coupling nut to drain conductor.

2P to 6P



Receptacles

360° Shield Dual Keyway 1/2" - 20 UNF

#22 AWG PVC 12-inch leads – AC color code, epoxy potted

Bright nickel-plated brass shell

For use with 360° shielded dual keyway cordsets

NEW	2P	3P	4P	5P	6P
MALE FACE VIEW					
COLOR CODE	1- brown 2- blue	1- green 2- red/black 3- red/white	1- red/black 3- red 2- red/white 4- green	1- red/white 4- red/yellow 2- red 5- red/black 3- green	1- red/white 4- red/yellow 2- red 5- red/black 3- green 6- red/blue
VOLTAGE	250V AC/DC	250V AC/DC	250V AC/DC	250V AC/DC	250V AC/DC
CURRENT	4A	4A	4A	4A	4A
CONDUCTOR	#22-2	#22-3	#22-4	#22-5	#22-6

TYPE	FIG	RECEPTACLES WITH #22 AWG PVC LEAD 12 INCHES LONG				
MALE 1/4-14NPT EXTERNAL THREADS	1	7R2006A19A1203	7R3006A19A1203	7R4006A19A1203	7R5006A19A1203	7R6006A19A1203

Specifications



MECHANICAL

SHELL: NICKEL-PLATED BRASS
 INSERT: NYLON 6/6
 O-RING: NITRILE RUBBER
 CONDUCTOR: #22 AWG WITH PVC INSULATION
 OVER 26 X #36 COPPER STRANDING,
 300V, UL STYLE 1061, CSA AWM SR

ELECTRICAL

VOLTAGE RATING: 250V AC/DC
 AMPERAGE: 2P TO 6P - 4A

ENVIRONMENTAL

PROTECTION: IP 68, NEMA 6P
 AMBIENT OPERATING TEMP: -4° TO 176° F (-20° TO 80° C)

CERTIFICATIONS

UL: UL LISTED, FILE NO. E152210
 CSA: CSA CERTIFIED, FILE NO LR6837

RECEPTACLE DIMENSIONS

